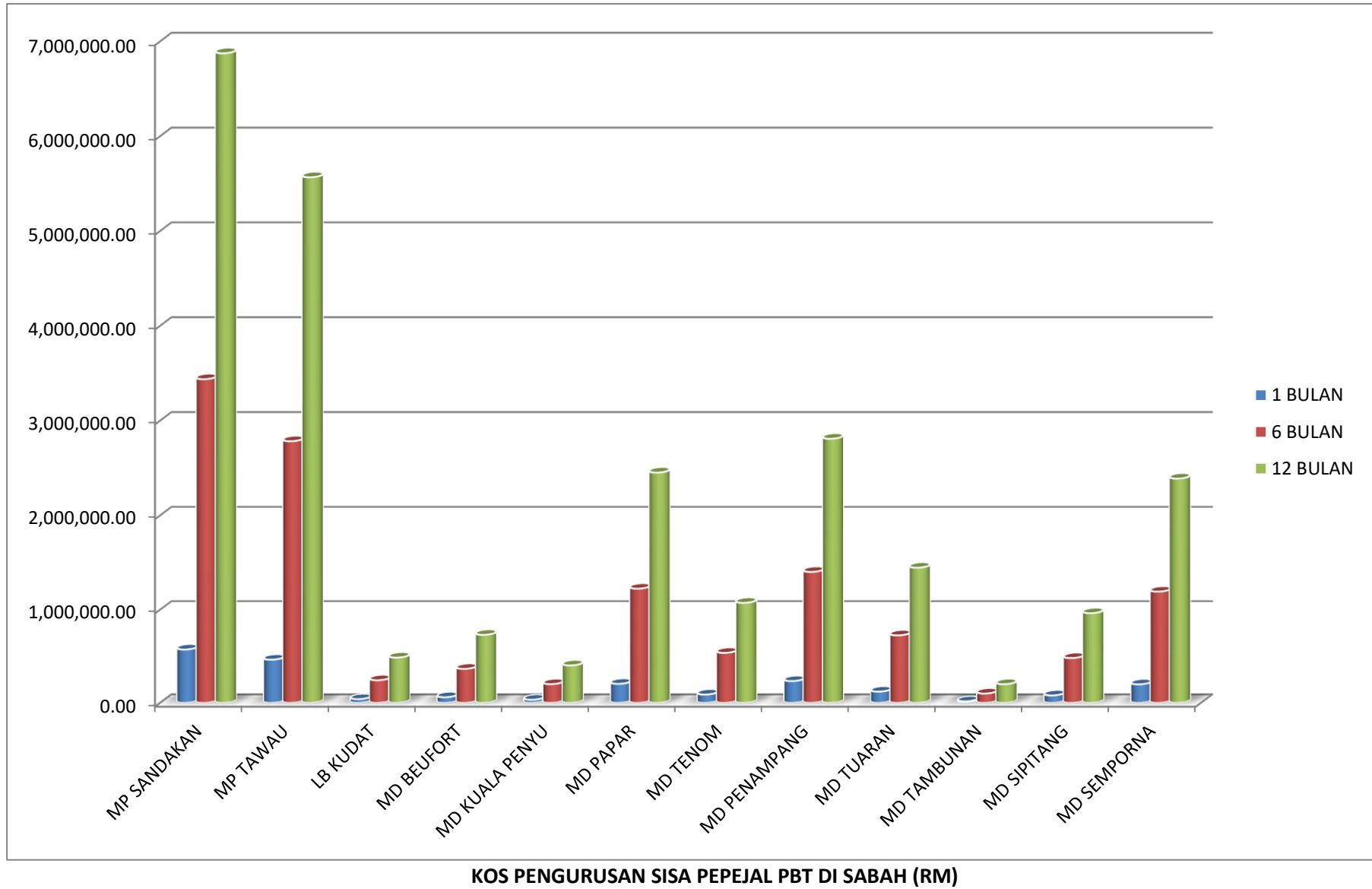


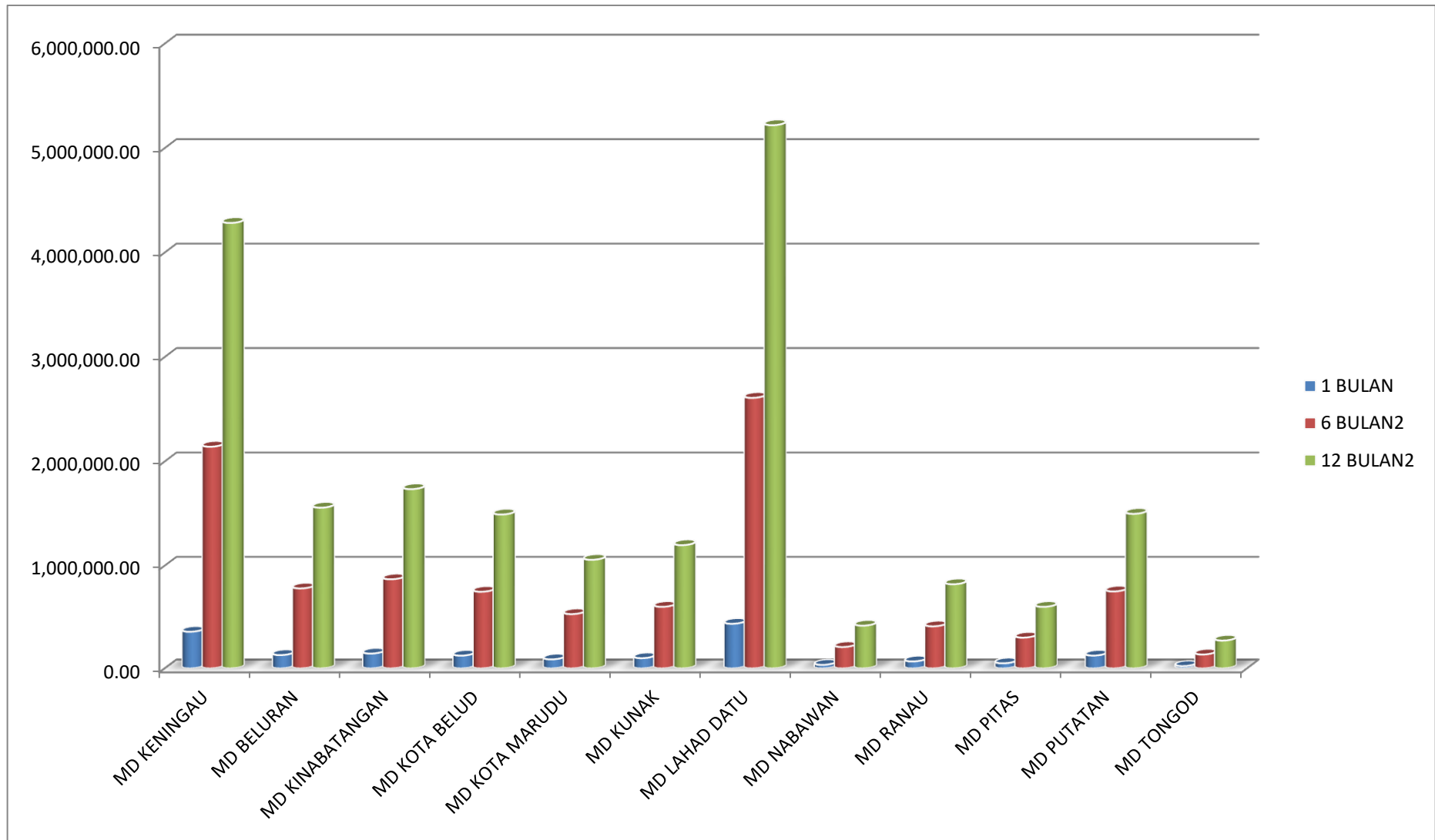
MAKLUMAT KOS PENGURUSAN SISA PEPEJAL PBT DI SABAH

BIL	NAMA PBT	TAPAK PELUPUSAN SAMPAH	TEMPAT	KAEDAH PELUPUSAN	KOS PENGURUSAN SAMPAH (RM)		
					1 BULAN	6 BULAN	12 BULAN
1	MP SANDAKAN	1	JLN FOOK KIM BATU 8 SANDAKAN	OPEN DUMPING	573,000.00	3,438,000.00	6,876,000.00
2	MP TAWAU	1	BUKIT GEMOK TAWAU	OPEN DUMPING	463,960.00	2,783,760.00	5,567,520.00
3	LB KUDAT	1	BT 7, SIKUATI KUDAT	OPEN DUMPING	40,550.00	243,300.00	486,600.00
4	MD BEUFORT	1	KM8, KG LUMAT BEAUFORT	OPEN DUMPING	60,880.46	365,282.76	730,565.52
5	MD KUALA PENYU	2	KUALA PENYU / MENUMBOK	OPEN DUMPING	33,533.60	201,201.60	402,403.20
6	MD PAPAR	1	KG LANGKAWIT PAPAR	OPEN DUMPING	204,410.00	1,226,460.00	2,452,920.00
7	MD TENOM	0	KENINGAU	SANITARY LANDFILL	89,500.00	537,000.00	1,074,000.00
8	MD PENAMPANG	0	KOTA KINABALU	OPEN DUMPING	234,150.75	1,404,904.50	2,809,809.00
9	MD TUARAN	0	KOTA KINABALU	OPEN DUMPING	120,820.00	724,920.00	1,449,840.00
10	MD TAMBUNAN	1	TAMBUNAN	OPEN DUMPING	16,728.20	100,369.20	200,738.40
11	MD SIPITANG	1	SIPITANG	OPEN DUMPING	80,282.35	481,694.10	963,388.20
12	MD SEMPORNA	1	SEMPORNA	OPEN DUMPING	199,124.05	1,194,744.30	2,389,488.60
13	MD KENINGAU	1	KENINGAU	SANITARY LANDFILL	357,066.00	2,142,396.00	4,284,792.00
14	MD BELURAN	1	BELURAN	OPEN DUMPING	129,891.10	779,346.60	1,558,693.20
15	MD KINABATANGAN	1	KINABATANGAN	OPEN DUMPING	144,683.15	868,098.90	1,736,197.80
16	MD KOTA BELUD	0	KOTA KINABALU	OPEN DUMPING	124,456.08	746,736.48	1,493,472.96
17	MD KOTA MARUDU	1	KOTA MARUDU	OPEN DUMPING	88,165.55	528,993.30	1,057,986.60
18	MD KUNAK	1	KUNAK	OPEN DUMPING	100,000.00	600,000.00	1,200,000.00
19	MD LAHAD DATU	1	LAHAD DATU	OPEN DUMPING	435,024.42	2,610,146.52	5,220,293.04
20	MD NABAWAN	0	KENINGAU	SANITARY LANDFILL	34731.15	208,386.90	416,773.80
21	MD RANAU	1	RANAU	OPEN DUMPING	68,349.02	410,094.12	820,188.24
22	MD PITAS	1	PITAS	OPEN DUMPING	49,980.41	299,882.46	599,764.92
23	MD PUTATAN	0	KOTA KINABALU	OPEN DUMPING	125,000.00	750,000.00	1,500,000.00
24	MD TONGOD	1	TONGOD	OPEN DUMPING	22,595.54	135,573.24	271,146.48
JUMLAH		19			3,796,881.83	22,781,290.98	45,562,581.96

SUMBER : BHG PELUPUSAN SISA PEPEJAL, KKTP



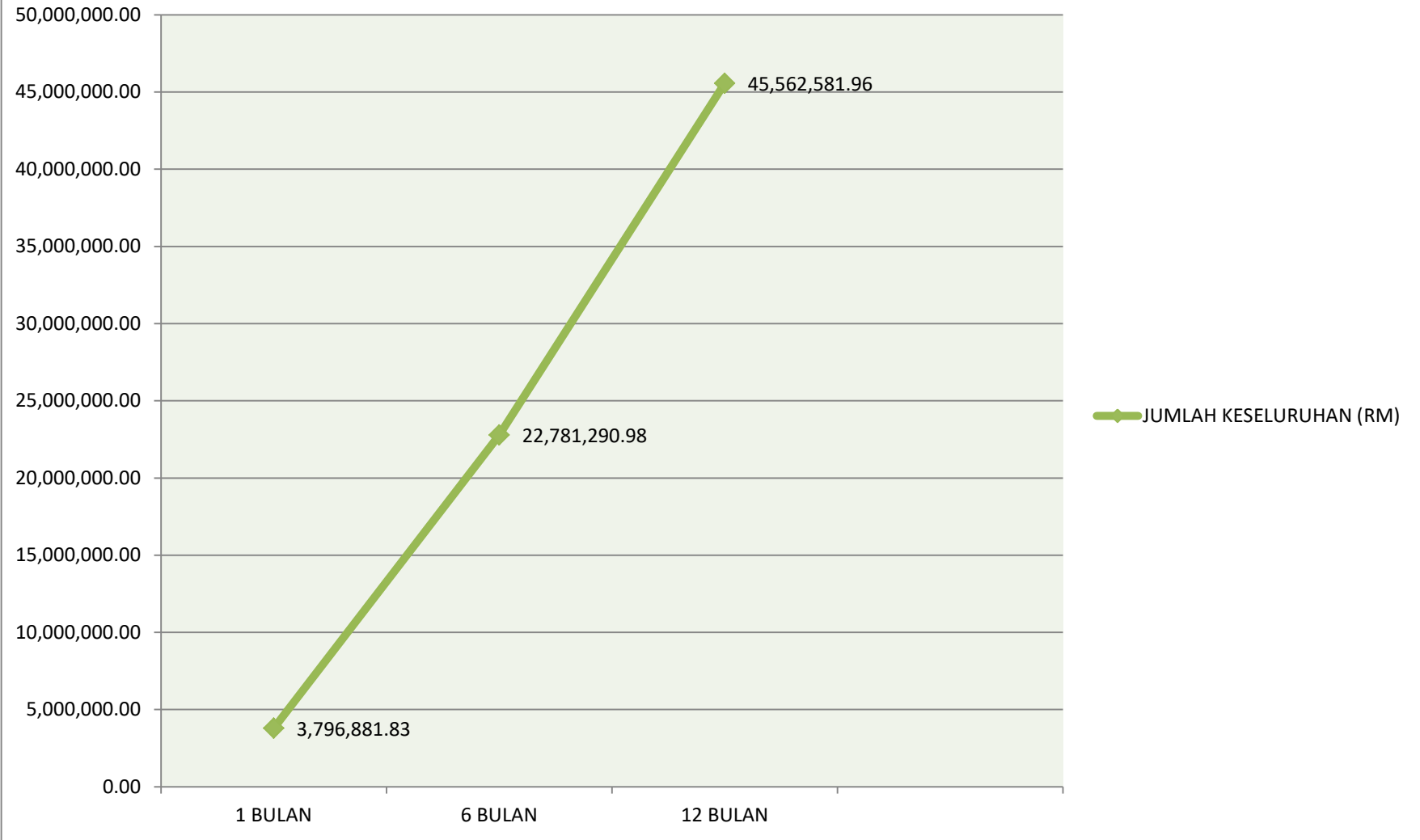
SUMBER : BHG PELUPUSAN SISA PEPEJAL, KKTP



KOS PENGURUSAN SISA PEPEJAL PBT DI SABAH (RM)

SUMBER : BHG PELUPUSAN SISA PEPEJAL, KKTP

KOS PENGURUSAN SAMPAH



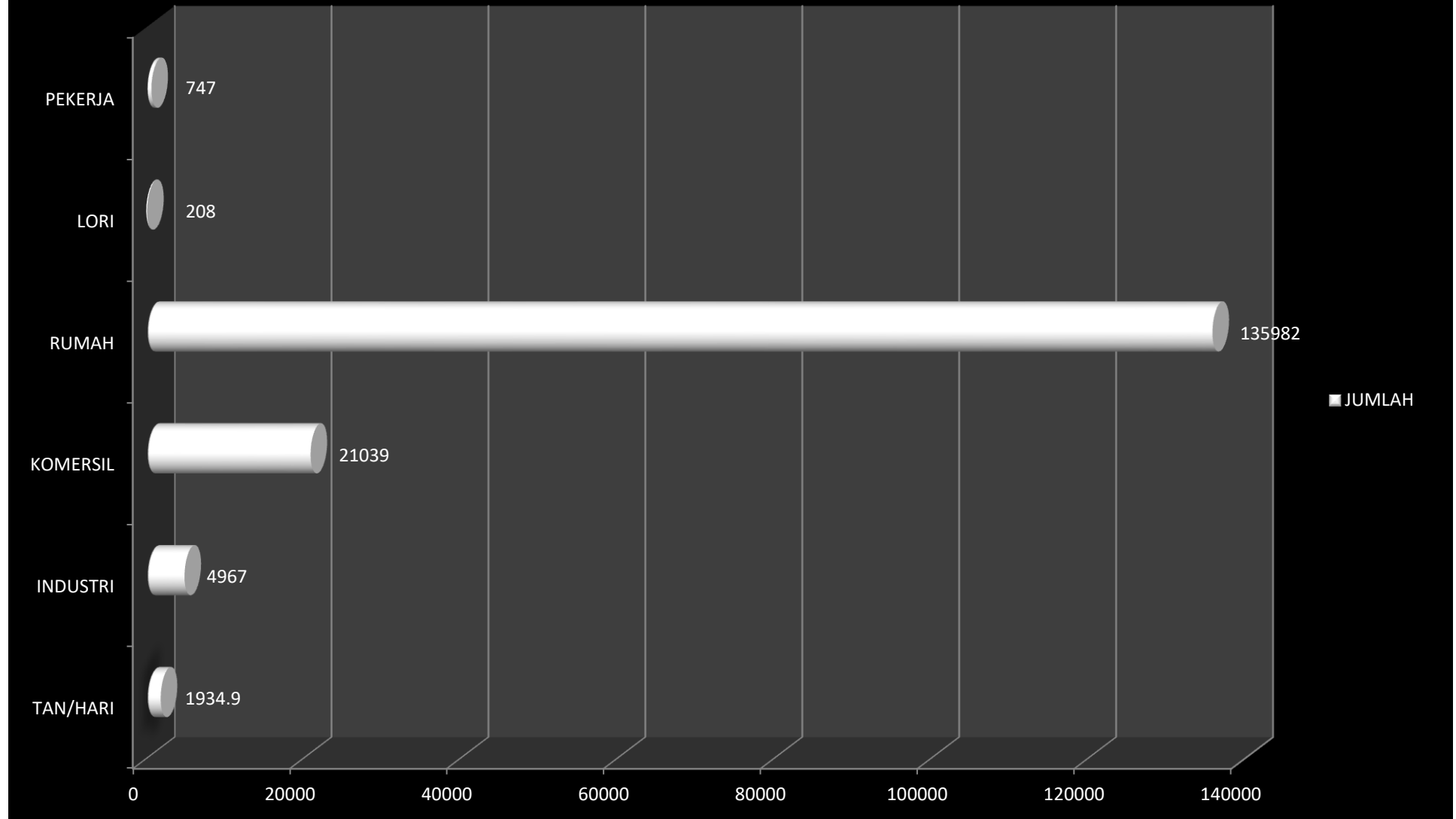
SUMBER : BHG PELUPUSAN SISA PEPEJAL, KKTP

MAKLUMAT PENGUTIPAN SAMPAH DI KAWASAN OPERASI PBT

BIL	NAMA PBT	BILANGAN					
		PEKERJA	LORI	RUMAH	KOMERSIL	INDUSTRI	TAN /HARI
1	MP SANDAKAN	136	50	39632	5117	1146	370
2	MP TAWAU	60	13	25473	4443	1976	250
3	LB KUDAT	22	7	25	17	0	0
4	MD BEAUFORT	13	5	3131	993	0	30
5	MD KUALA PENYU	8	8	6	24	0	18
6	MD PAPAR	116	19	12485	602	256	150
7	MD TENOM	13	5	1226	458	0	84
8	MD PENAMPANG	86	17	27153	3329	508	150
9	MD TUARAN	28	8	4642	672	234	100
10	MD TAMBUNAN	3	2	0	28	0	137
11	MD SIPITANG	21	3	0	296	0	30
12	MD SEMPORNA	21	4	19	652	0	78
13	MD KENINGAU	25	5	5726	216	0	40.5
14	MD BELURAN	9	2	670	154	0	22.4
15	MD KINABATANGAN	10	3	437	3	0	152
16	MD KOTA BELUD	14	5	910	358	0	21
17	MD KOTA MARUDU	9	3	1176	682	0	15
18	MD KUNAK	3	4	2	4	0	53
19	MD LAHAD DATU	86	22	6603	1815	624	110
20	MD NABAWAN	5	3	0	10	0	12
21	MD RANAU	32	6	0	0	0	35-50
22	MD PITAS	5	2	0	41	0	8
23	MD PUTATAN	17	10	6605	1125	223	100
24	MD TONGOD	5	2	61	0	0	4
JUMLAH		747	208	135982	21039	4967	1934.9

SUMBER : BHG PELUPUSAN SISA PEPEJAL, KKTP

MAKLUMAT PENGUTIPAN SAMPAH DI KAWASAN OPERASI PBT



SUMBER : BHG PELUPUSAN SISA PEPEJAL, KKTP